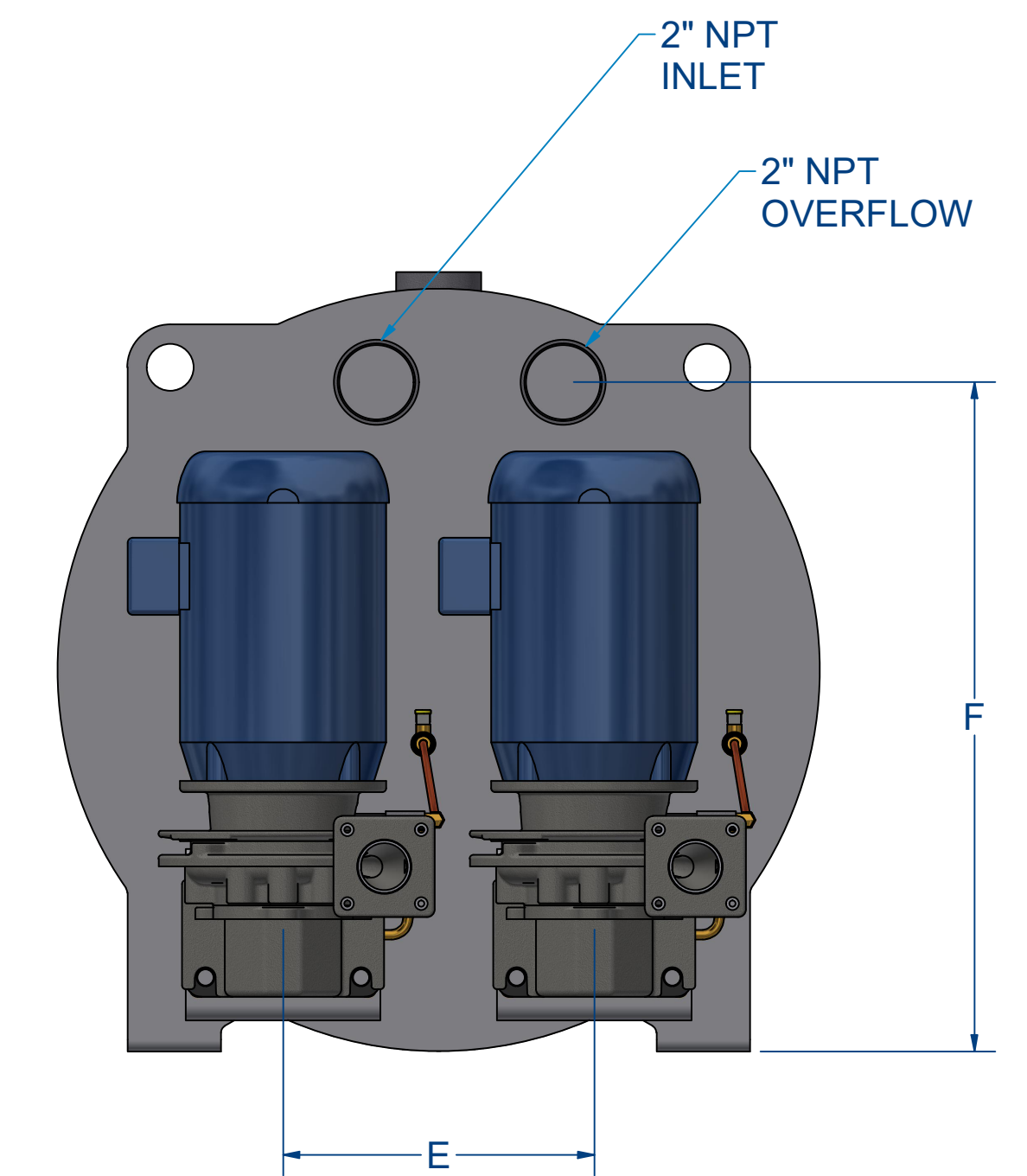
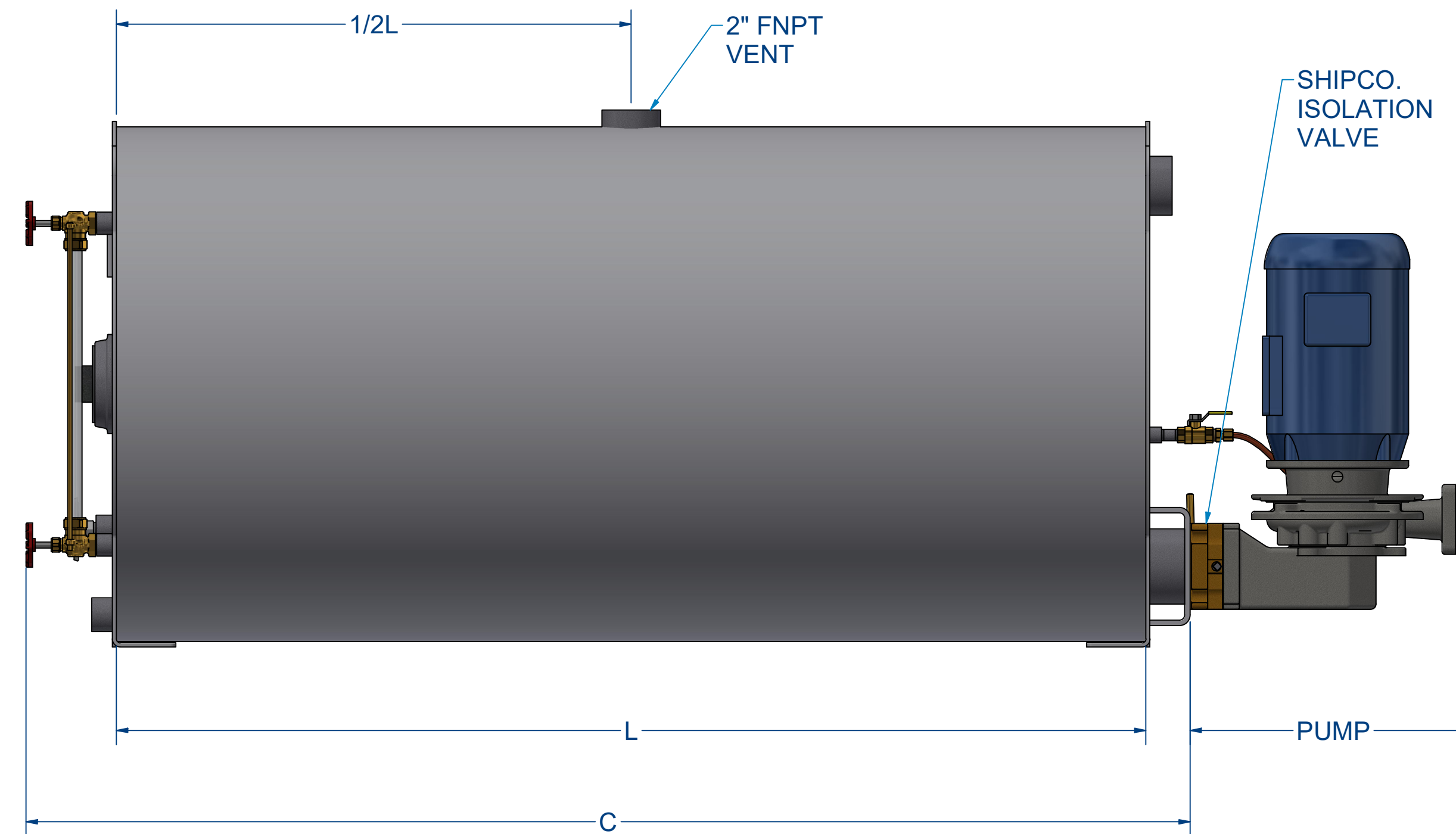
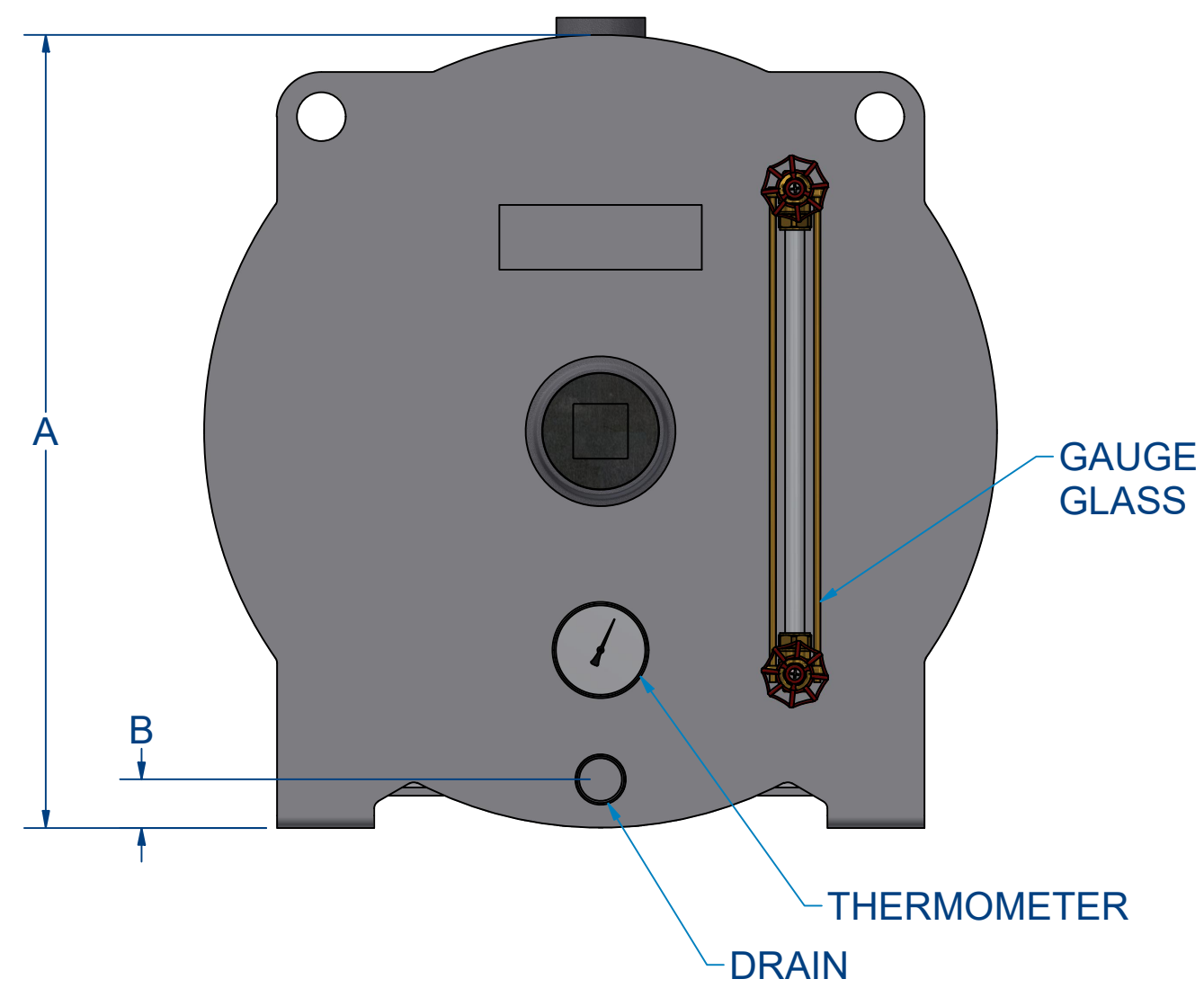


NOTE: A = 0 FOR ALL
END SUCTION PUMPS

MODEL	A	B	C
106-D	4 3/4	4	3 1/2
110-D	4 3/4	4 1/4	0
113-D	5 3/8	5 7/16	3 1/4
114-D	7	6 3/4	3 1/4
116-D	5 3/8	8 3/8	3 1/4
116-AWF	6 9/16	5 7/8	3 1/8
117-D	5 3/8	5 7/16	-9/16
121-D	5 3/8	6 11/16	-9/16
121-AW	0	6 3/4	3 3/4
127-D	5 3/8	6 11/16	3 1/4
128-D	7	3 13/16	5
129-D	7	6 3/4	5
129-AW	0	8 1/4	5
130-D	7	6 3/4	5
130-AW	0	8 1/4	5
131-D	7	6 3/4	5 3/4
132-D	8 1/2	8	6 3/8
133-AW	8 1/2	9 1/8	5 3/4

-INSTALL ALL DRAIN PIPING FULL SIZE TO AIR GAP OR OPEN DRAIN
-UNIT IS NOT DESIGNED TO SUPPORT PIPING.
-ALL CONNECTING PIPING MUST BE FIELD
SUPPORTED & ANCHORED.



D	L	GAL.	A	B	C	E	F	DRAIN
19	24	29	19 1/2	1 7/16	30 1/4	-	16 1/2	3/4 FNPT
22	30	49	22 1/2	1 1/2	36 1/4	10	19 1/2	1 FNPT
24	36	71	24 1/2	1 1/2	42 1/4	10	21 1/2	1 FNPT
24	48	94	24 1/2	1 1/2	54 1/4	10	21 1/2	1 FNPT
24	60	117	24 1/2	1 3/4	66 1/4	10	21 1/2	1 1/2 FNPT
30	48	147	30 1/2	2 1/4	54 1/4	10	27 3/4	2 FNPT
30	50	153	30 1/2	2 1/4	56 1/4	10	27 3/4	2 FNPT
30	60	183	30 1/2	2 1/4	66 1/4	10	27 3/4	2 FNPT
32	60	209	32 1/2	1 11/16	66 1/4	12	29 3/4	2 FNPT
32	84	292	32 1/2	1 11/16	90 1/4	12	29 3/4	2 FNPT

STANDARD PLATE THICKNESS - 3/16"



SHIPPENSBURG PUMP CO., INC.

P.O. Box 279 Shippensburg, PA 17257
(717) 532-7321 • www.shipcopumps.com

SHIPCO® is a registered trademark of Shippensburg Pump Co., Inc.

ECONOMICAL MAKEUP HORIZONTAL BOILER FEED UNIT

SECTION	DRAWING NO.	REV.	DATE
EMH	TK-EMH-LIT	1	6/14/2023