




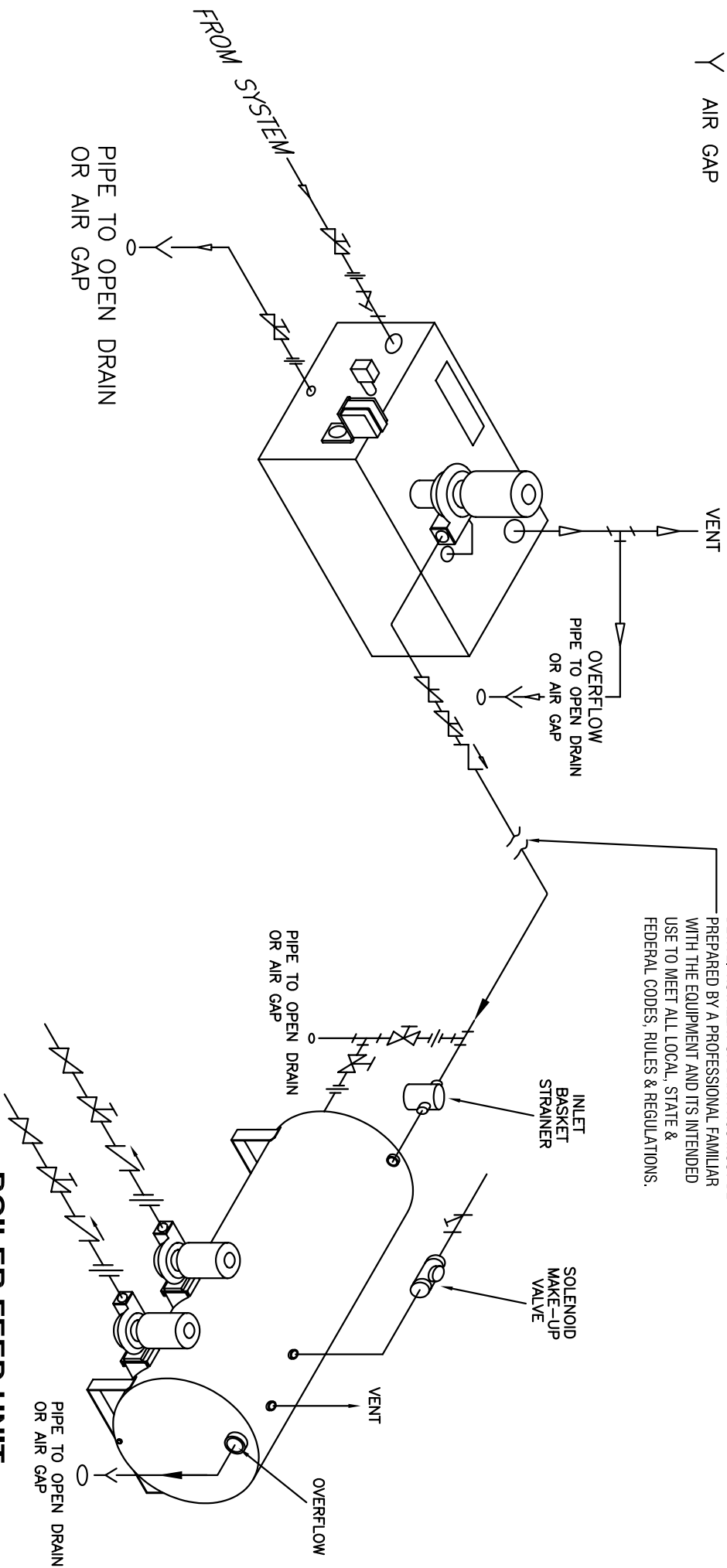


-  BALANCING VALVE
-  ISOLATION VALVE
-  CHECK VALVE
-  UNION
-  AIR GAP



PIPING BEYOND THIS BREAK IS FOR TYPICAL ILLUSTRATION ONLY AND IS NOT INTENDED TO BE USED FOR INSTALLATION DETAIL. INSTALLATION DRAWINGS MUST BE PREPARED BY A PROFESSIONAL FAMILIAR WITH THE EQUIPMENT AND ITS INTENDED USE TO MEET ALL LOCAL, STATE & FEDERAL CODES, RULES & REGULATIONS.

NOTE:

- INSTALL FULL SIZE (MINIMUM SIZE) VENT TO ATMOSPHERE.
- INSTALL FULL SIZE (MINIMUM SIZE) OVERFLOW TO AIR-GAP OR OPEN DRAIN.
- VENT PIPING DETAIL MUST BE DESIGNED AND INSTALLED BY A PROFESSIONAL LICENSED & REGISTERED AS REQUIRED FAMILIAR WITH EQUIPMENT AND ITS INTENDED USE TO MEET ALL LOCAL, STATE AND FEDERAL CODES RULES AND REGULATIONS.
- MOST CURRENT BOILER MANUFACTURERS REQUIRE A BOILER FEED UNIT FEEDING THE BOILER IN LIEU OF A CONDENSATE UNIT.

SHIPCO®
PUMPS

MANUFACTURED BY
SHIPPENSBURG PUMP COMPANY INC.
P.O. Box 279 Shippensburg, Pa. 17257
PHONE 717 532-7321 / FAX 717 532-7704
WWW.SHIPCO.PUMPS.COM
SHIPCO® IS A REGISTERED TRADEMARK OF SHIPPENSBURG PUMP CO., INC.

BOILER FEED UNIT

Typical Piping Diagram

AC Units

DRAWN BY	DATE	REVISION
V. COLLER	1/11	0
PIPING DIAGRAM		
AC-PIPING		