




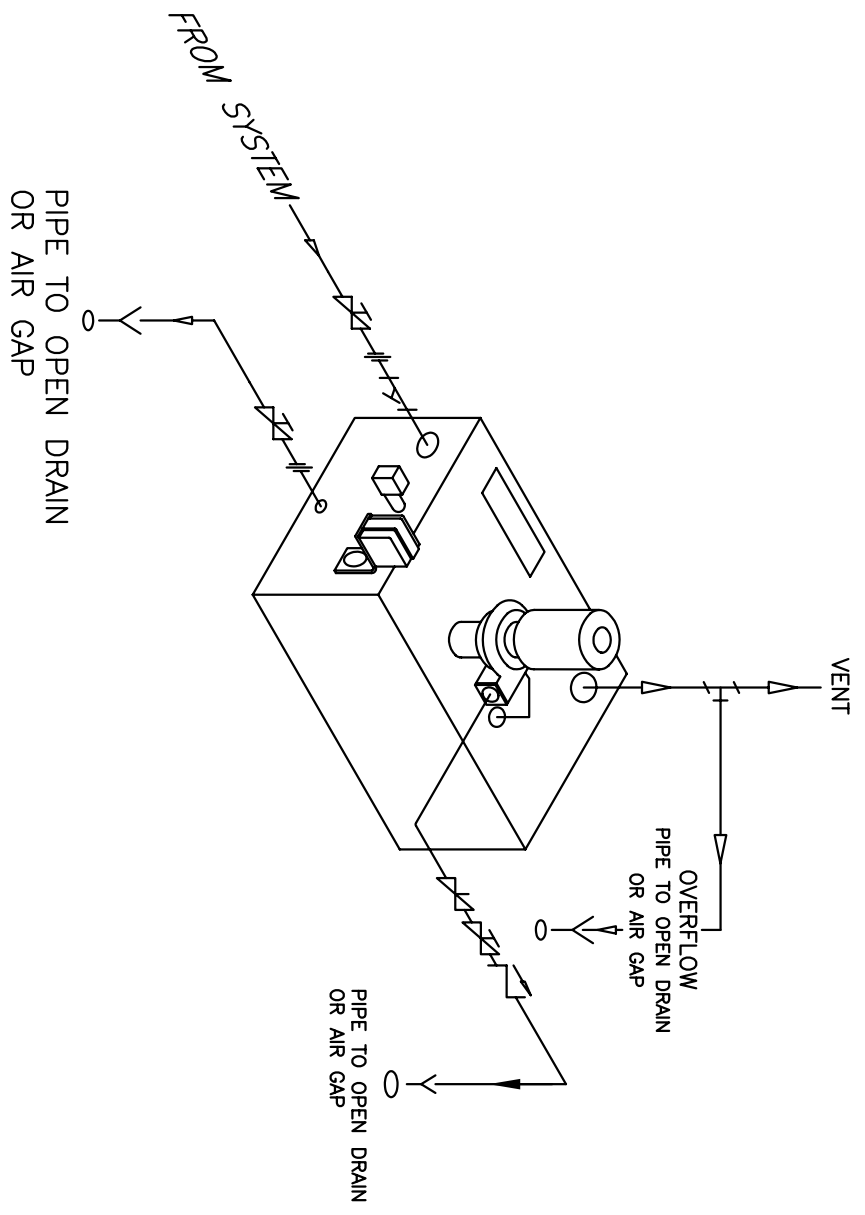


-  BALANCING VALVE
-  ISOLATION VALVE
-  CHECK VALVE
-  UNION
-  AIR GAP



NOTE:

- INSTALL FULL SIZE (MINIMUM SIZE) VENT TO ATMOSPHERE.
- INSTALL FULL SIZE (MINIMUM SIZE) OVERFLOW TO AIR-GAP OR OPEN DRAIN.
- VENT PIPING DETAIL MUST BE DESIGNED AND INSTALLED BY A PROFESSIONAL LICENSED & REGISTERED AS REQUIRED FAMILIAR WITH EQUIPMENT AND ITS INTENDED USE TO MEET ALL LOCAL, STATE AND FEDERAL CODES RULES AND REGULATIONS.
- MOST CURRENT BOILER MANUFACTURERS REQUIRE A BOILER FEED UNIT FEEDING THE BOILER IN LIEU OF A CONDENSATE UNIT.

SHIPCO®
SPUMPS

MANUFACTURED BY

SHIPPENSBURG PUMP COMPANY INC.
 P.O. Box 279 Shippensburg, Pa. 17257
 PHONE 717 532-7321 / FAX 717 532-7704

WWW.SHIPCO.PUMPS.COM
 SHIPCO® IS A REGISTERED TRADEMARK OF SHIPPENSBURG PUMP CO., INC.

Typical Piping Diagram

ACH Units

DRAWN BY	DATE	REVISION
V. COLLIER	1/11	0
PIPING DIAGRAM		
ACH-PIPING		